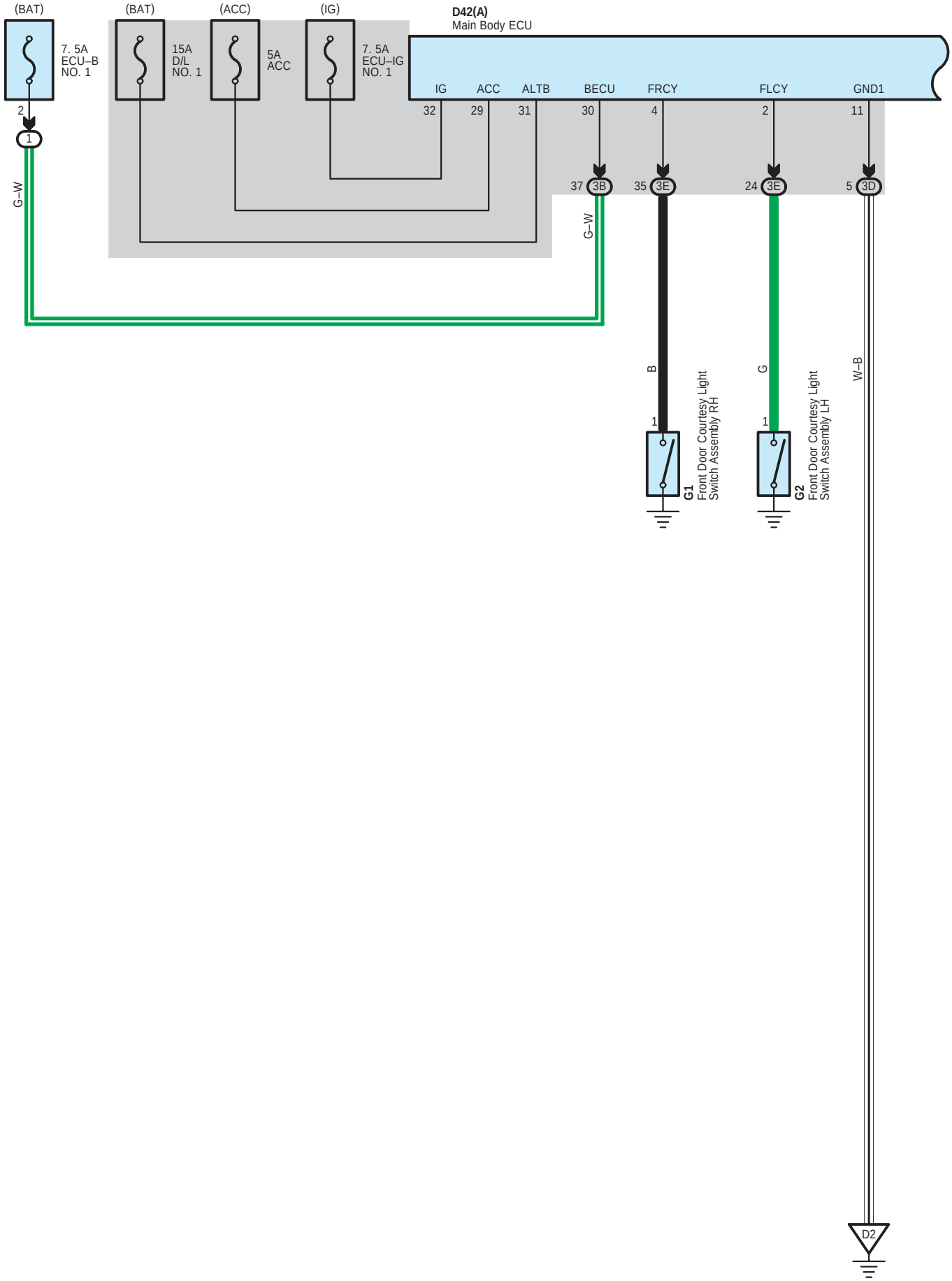
(BAT)
7. 5A
ECU–B
NO. 1
(BAT)
15A
D/L
NO. 1
(ACC)
5A
ACC
(IG)
7. 5A
ECU–IG
NO. 1
D42(A)
Main Body ECU
IG
ACC
ALTB
BECU
FRCY
FLCY
GND1
32
29
31
30
4
2
11
2
1
G–W
37
3B
35
3E
24
3E
5
3D
G–W
B
G
W–B
1
1
G1
Front Door Courtesy Light
Switch Assembly RH
G2
Front Door Courtesy Light
Switch Assembly LH
D2

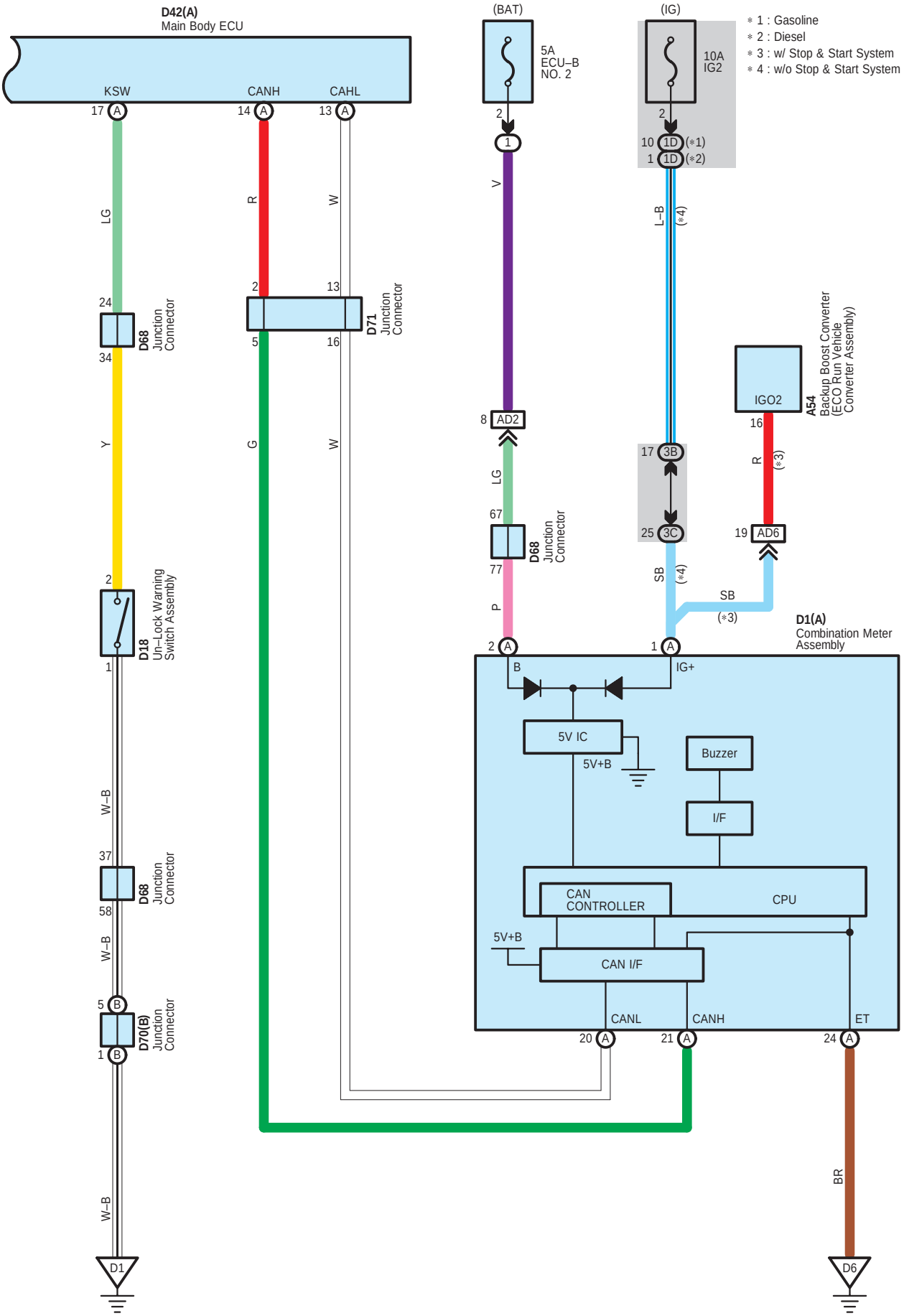
D42(A)
Main Body ECU
KSW
CANH
CAHL
17 A
14 A
13 A
LG
R
W
24
2
13
D68
Junction
Connector
D71
Junction
Connector
34
5
16
Y
G
W
2
D18
Un–Lock Warning
Switch Assembly
1
W–B
37
D68
Junction
Connector
58
W–B
5 B
D70(B)
Junction
Connector
1 B
W–B
D1
(BAT)
5A
ECU–B
NO. 2
2
1
V
8 AD2
LG
67
D68
Junction
Connector
77
P
2 A
B
(IG)
10A
IG2
2
10 1D (*1)
1 1D (*2)
L–B
(*4)
17 3B
25 3C
SB
(*4)
SB
(*3)
1 A
IG+
IGO2
16
A54
Backup Boost Converter
(ECO Run Vehicle
Converter Assembly)
R
(*3)
19 AD6
D1(A)
Combination Meter
Assembly
5V IC
5V+B
Buzzer
I/F
CAN
CONTROLLER
CPU
5V+B
CAN I/F
CANL
CANH
ET
20 A
21 A
24 A
BR
D6
* 1 : Gasoline
* 2 : Diesel
* 3 : w/ Stop & Start System
* 4 : w/o Stop & Start System

A 54
Black

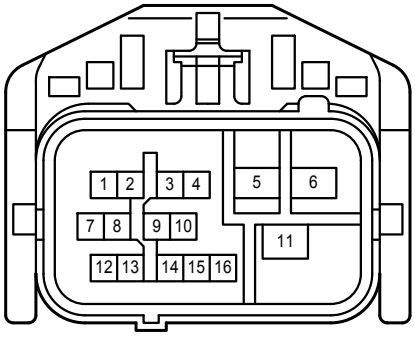

D 1
White

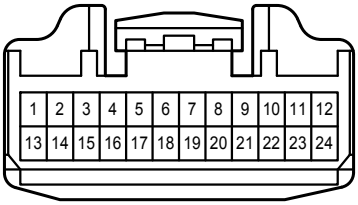

D 18
White

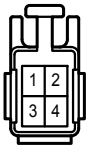

D 42
Gray

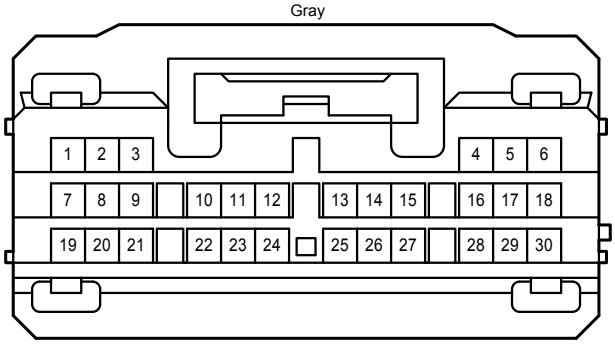

D 68
White

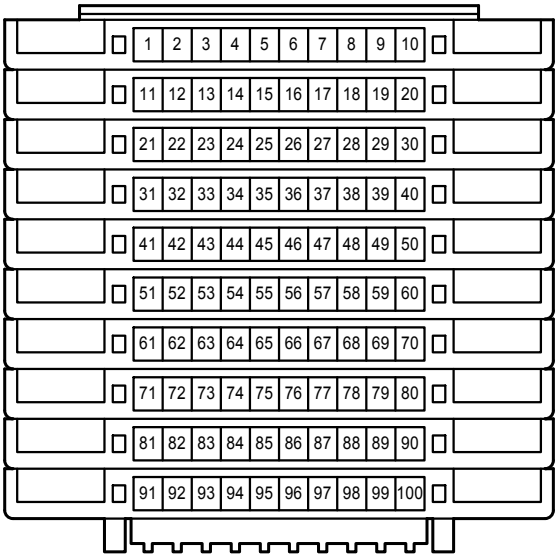

D 70
White

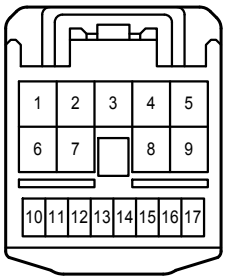

D 71
Gray

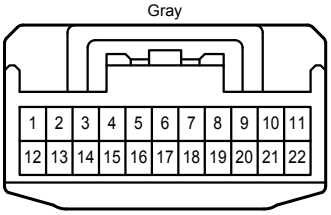

G 1
Black

G 2
Black

1D
White

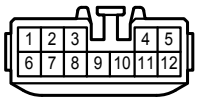

3B
White

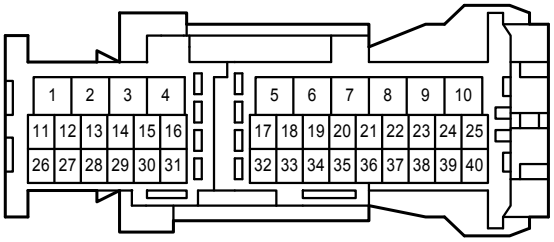

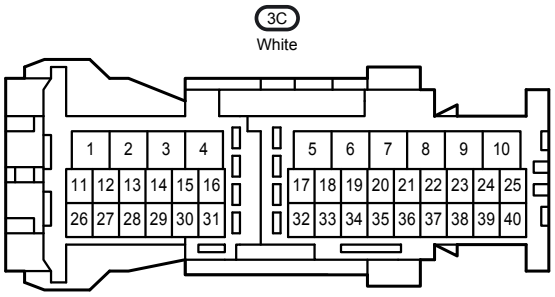
3C
White
1 2 3 4 5 6 7 8 9 10
11 12 13 14 15 16 17 18 19 20 21 22 23 24 25
26 27 28 29 30 31 32 33 34 35 36 37 38 39 40

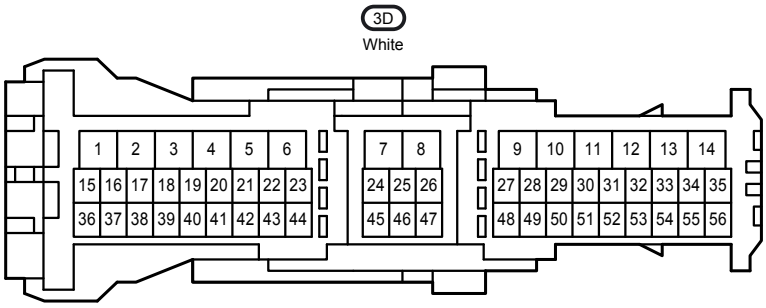
3D
White
1 2 3 4 5 6 7 8 9 10 11 12 13 14
15 16 17 18 19 20 21 22 23 24 25 26 27 28 29 30 31 32 33 34 35
36 37 38 39 40 41 42 43 44 45 46 47 48 49 50 51 52 53 54 55 56

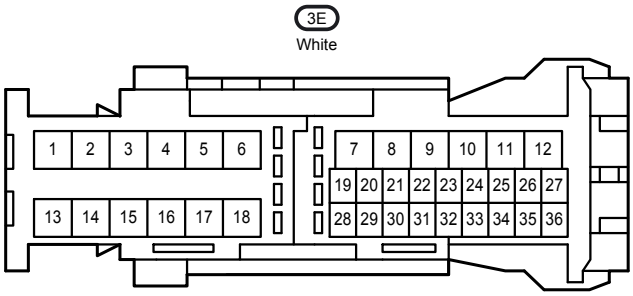
3E
White
1 2 3 4 5 6 7 8 9 10 11 12
13 14 15 16 17 18 19 20 21 22 23 24 25 26 27
28 29 30 31 32 33 34 35 36

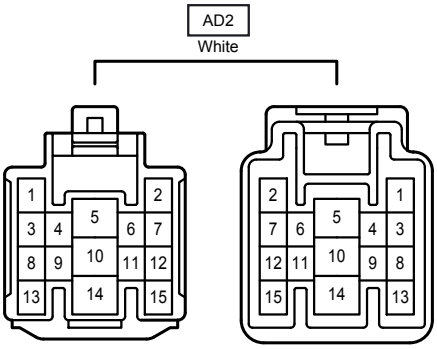
AD2
White
1 2 3 4 5 6 7 8 9 10 11 12 13 14 15

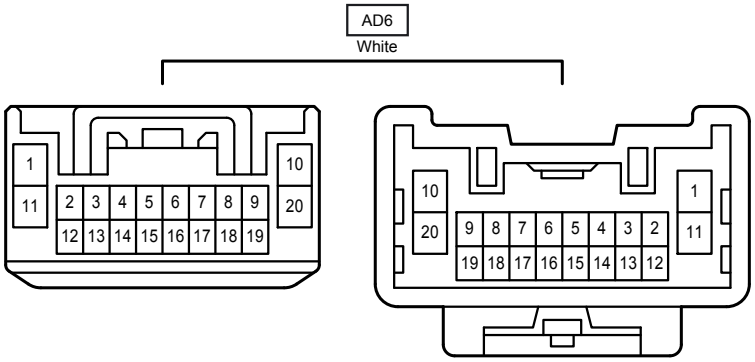
AD6
White
1 2 3 4 5 6 7 8 9 10 11 12 13 14 15 16 17 18 19 20